

In the beginning God created the sky and the earth. The earth was empty and had no form. Darkness covered the ocean, and God's Spirit was moving over the water.

Then God said, "Let there be light," and there was light. God saw that the light was good, so he divided the light from the darkness. God named the light "day" and the darkness "night." Evening passed, and morning came. This was the first day.

A question to ask

How many things can you think of that give us light in our house?



Prayer Activity

Why not gather around a candle or torch as a source of light while you say this simple prayer together.


Dear God,
Thank you that you made the light
made the day and made the night
Amen

Family Activities

Create a "light" treasure hunt around your house. Take it in turns to hide the light, you could use a torch or glow sticks if you have them. Can you find the light where it is hidden?



Use your hands to create shadow pictures in your house, put on a shadow puppet show with your hands or you could cut out your own puppet figures from black card and attach them to lollipop sticks.



Use the light from the sun or a lamp/torch to create shadows. Place an object in front of the light source so that the shadow falls onto a piece of paper and then draw round the shadow. Colour or decorate the finished outline.

2 Then God said, “Let there be something to divide the water in two.” So God made the air and placed some of the water above the air and some below it. God named the air “sky.” Evening passed, and morning came. This was the second day.

A question to ask

How many different colours can you see in the sky?

What weather has God made for us today?



What shapes can you see in the clouds?

Older children might like to learn the names of the different types of cloud.

Prayer Activity

Stretch up as high as you can towards the sky as you say this prayer together.

Dear God,
As we reach up really high
We thank you that you made the sky
Amen

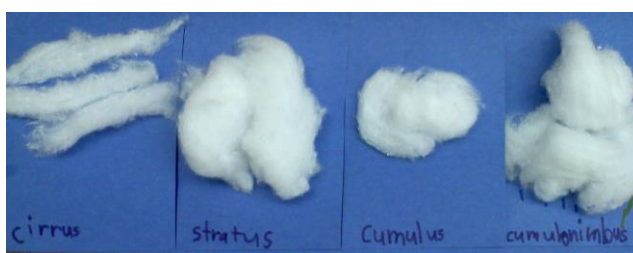
Family Activities

Keep a weather chart this week recording the different weather in the sky.



On a sunny day find a place to lie down outside and look up at the clouds. Use your imaginations to try and see shapes or pictures in the cloud.

Create your own sky scene – decorate the paper with blue craft materials or you could colour or paint it. Glue on cotton wool to make the clouds. What shapes will you see in the clouds on your sky scene?





Then God said, “Let the water under the sky be gathered together so the dry land will appear.”

And it happened. God named the dry land “earth” and the water that was gathered together “seas.” God saw that this was good.

Then God said, “Let the earth produce plants—some to make grain for seeds and others to make fruits with seeds in them. Every seed will produce more of its own kind of plant.” And it happened. The earth produced plants with grain for seeds and trees that made fruits with seeds in them. Each seed grew its own kind of plant. God saw that all this was good. Evening passed, and morning came. This was the third day.

A question to ask

Which foods that we eat every day come from plants?



Prayer Activity

Play a game together of “seed-hedge-tree”, the leader of the game calls out either seed, hedge or tree. The players must take up the correct shape as fast as they can.

- Seed – crouch down in a ball.
- Hedge – stretch out as wide as possible
- Tree – stretch up tall in a tree shape

After the game why not share this prayer together, you could use your bodies to make the shapes as you go.

**Dear God,
Thank you for the tiny seeds that grow into beautiful plants and give us the food we need.
Thank you for the wide hedges that protect our fields and animals.
Thank you for the tall trees that give us shelter and clean the air.
Amen**

Family Activities

Go on a walk and collect some natural items to make a collage. You could use leaves, twigs, seeds, berries, grass or flowers.

Make sure that children know not to eat anything they collect and not to take from somebody else’s garden.

Set up a mud kitchen in your garden and make mud pies. What flowers and plants will you add?



Collect some different shaped leaves and do your own leaf rubbings with crayons or chalks.

Then God said, “Let there be lights in the sky to separate day from night. These lights will be used for signs, seasons, days, and years. They will be in the sky to give light to the earth.” And it happened.

So God made the two large lights. He made the brighter light to rule the day and made the smaller light to rule the night. He also made the stars. God put all these in the sky to shine on the earth, to rule over the day and over the night, and to separate the light from the darkness.

God saw that all these things were good.

Evening passed, and morning came. This was the fourth day.



A question to ask

If you could go to space what would you do?



Prayer Activity

Why not sing this prayer together to the tune of “Twinkle twinkle little star”.

Thank you, God, for all the stars
Planets like Venus and Mars
Thank you for the sun so bright
Thank you for the moon at night
God who made the whole of space
Thank you that you're in this place

Family Activities

Bake some planet biscuits together, make simple circular biscuits that you can decorate.



Use a fork to make rays around the outside before you bake to create ‘sun’ biscuits. As a quick alternative you could decorate biscuits from a packet.

Go on a space adventure together. Place some pictures of different planets around the room or just circles of different colours. Give instructions “Let’s visit the purple planet” and everybody must find and travel to that planet. Make it more fun by ‘space walking’ to get there.

If you have some old cardboard boxes in your house you might want to make one of them into a rocket ship!

Make your own handprint sun picture using yellow paint or by drawing round your hand lots of times and colouring inside.



Then God said, “Let the water be filled with living things, and let birds fly in the air above the earth.”

So God created the large sea animals and every living thing that moves in the sea. The sea is filled with these living things, with each one producing more of its own kind. He also made every bird that flies, and each bird produced more of its own kind. God saw that this was good. God blessed them and said, “Have many young ones so that you may grow in number. Fill the water of the seas, and let the birds grow in number on the earth.” Evening passed, and morning came. This was the fifth day.



Prayer Activity

Use your hands to say thank you for the animals that fly in the air and swim in the sea. Invite children to make the shapes with their hands as they say thank you to God for fish, birds, octopuses and owls!

- Wiggle one hand like a fish
- Join two hands together to make a flying bird
- Point your hands downwards and wiggle your fingers like an octopus
- Make circles with your fingers, place them on your face to make an owl

Family Activities

Use an old inner tube from a toilet roll or kitchen towel. Use peanut butter as glue and roll in bird seed. Hang the roll on a string or thread directly onto a branch.

Practice sitting quietly and watching for visiting birds together!



Make a rainbow fish collage, cut out ovals of different scrap paper or packaging to form your scales.


Got more spare tubes? You could use one to create your own underwater Octopus

A question to ask

How many different types of bird can you think of?



Then God said, “Let the earth be filled with animals, each producing more of its own kind. Let there be tame animals and small crawling animals and wild animals and let each produce more of its kind.” And it happened.



So God made the wild animals, the tame animals, and all the small crawling animals to produce more of their own kind. God saw that this was good.

Then God said, “Let us make human beings in our image and likeness. And let them rule over the fish in the sea and the birds in the sky, over the tame animals, over all the earth, and over all the small crawling animals on the earth.”

So God created human beings in his image. In the image of God he created them. He created them male and female. God blessed them and said, “Have many children and grow in number. Fill the earth and be its master. Rule over the fish in the sea and over the birds in the sky and over every living thing that moves on the earth.”

God said, “Look, I have given you all the plants that have grain for seeds and all the trees whose fruits have seeds in them. They will be food for you. I have given all the green plants as food for every wild animal, every bird of the air, and every small crawling animal.” And it happened. God looked at everything he had made, and it was very good. Evening passed, and morning came. This was the sixth day.

A question to ask

What is your favourite animal?

Who are some people we could name and pray for today?

Prayer Activity


Go on a thank you scavenger hunt, travel around your house and try to find as many different animals and people as you can, they could be on the covers of books, cuddly toys, characters in DVDs. Pray a simple prayer:

e.g. Thank you God for.... Rabbits!

as you find each animal or person.

Family Activities

Use play dough, plasticine or junk modelling to create your own animals and people. Which animals will you make?




Practice your animal noises together – you could play a game of guess the animal! Take it in turns to make an animal noise, who can guess the animal first?

God made each of us special and unique make your own self portraits!



So the sky, the earth, and all that filled them were finished. By the seventh day God finished the work he had been doing, so he rested from all his work. God blessed the seventh day and made it a holy day, because on that day he rested from all the work he had done in creating the world.



A question to ask

What helps you get to sleep?

Prayer Activity

Why not say this prayer together at bed time or nap time.

Dear God,
Thank you that you give us rest
May our sleep be truly blessed
Amen

Family Activities

Play a game of sleeping lions. Everybody lies down, who can stay the quietest and most still for the longest?



Build a den together where you can spend some time chilling out together as a family. Fill your den with comfy pillows and blankets. You could spend some time listening and waiting on God together.



Play a game of musical statues together. Dance around but when the music stops everybody must freeze.

Here are some great creation songs you might want to use while you play! You can find them all on YouTube.



Creator God – Nicky & Becky Drake – Worship for Everyone



Lovely Jubbly – Doug Horley
Search for the puppet video!